

BALTIMORE ALBUM BLOCK

Lilac Time Pattern



Original block designed
by Ruthann Logsdon Zaroff

BALTIMORE ALBUM BLOCK

Lilac Time Pattern

The Story of This Pattern

I love lilacs and planted two tiny bushes when we first moved to our country house in 1993. Those bushes are now as tall as our house and bear a bounty of blossoms every spring. I love how the little yo-yo-based blossoms make this block come to life in a realistic 3-dimensional way. When you make this block don't rely too heavily on the placement of each blossom. Add them to the branches in a way you find pleasing. My own block consists of 80+ individual blossoms. Also remember the lilacs come in varying hues of purple, pink, and white.

This pattern is free for you to use. My only request is that you please do not sell or auction the pattern itself.

Happy appliquéing!

Ruthann


ruthann@ruthannzaroff.com

Ruthann Logsdon Zaroff
17725 Savage Road
Belleville, Michigan 48111



BALTIMORE ALBUM BLOCK

Lilac Time Pattern (full pattern, reduced)



BALTIMORE ALBUM BLOCK

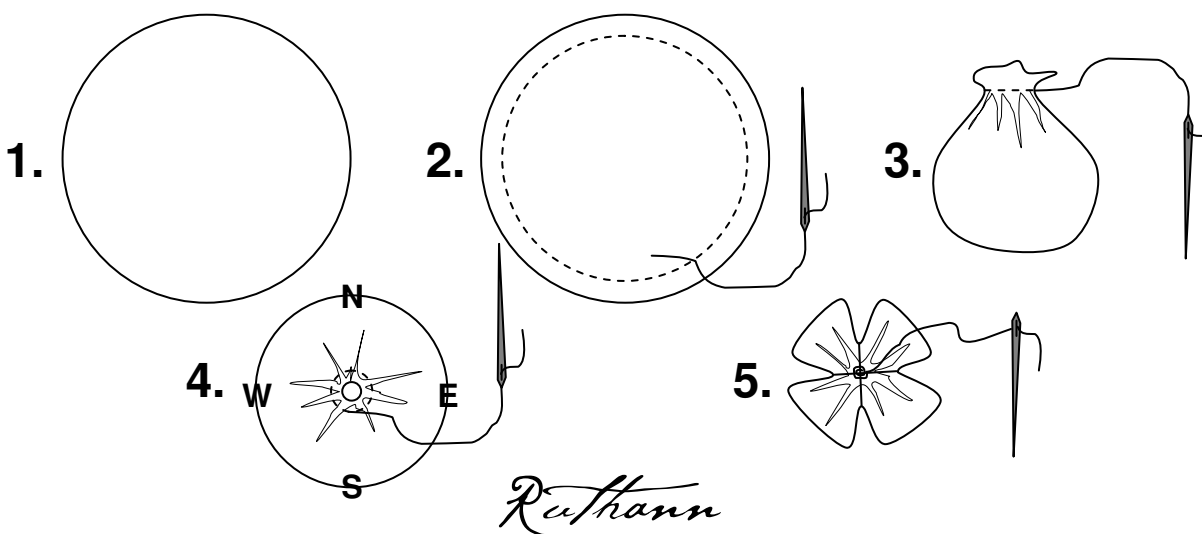
Lilac Time Pattern

Notes on Construction

Sew the vase and the stems first. The stems are indicated on the pattern by thick dotted lines.

Make a large amount of lilac blossoms (instructions below) and apply them as desired—the fuller the better! Add leaves as you wish, but not too many. Scatter a few blossoms about the base of the vase.

To make the blossoms, cut two-inch circles from purple, pink, or white fabric. Make a running stitch around the edge of the circle and pull the thread to gather. Tie a knot to hold the gathering, but do not cut the thread. Flatten into a small circle with the gathering in the center. This is called a “yo-yo.” Bring the threaded needle up through the center of the yo-yo and around the outside and up through the center again. Do this four times, north, east, south, and west. You’ll end up with a yo-yo that’s sort of squashed into four sections. (See figure 5.) Make a knot to hold stitching in place. Attach the blossoms, right side up, to the block using a French knot in the center.



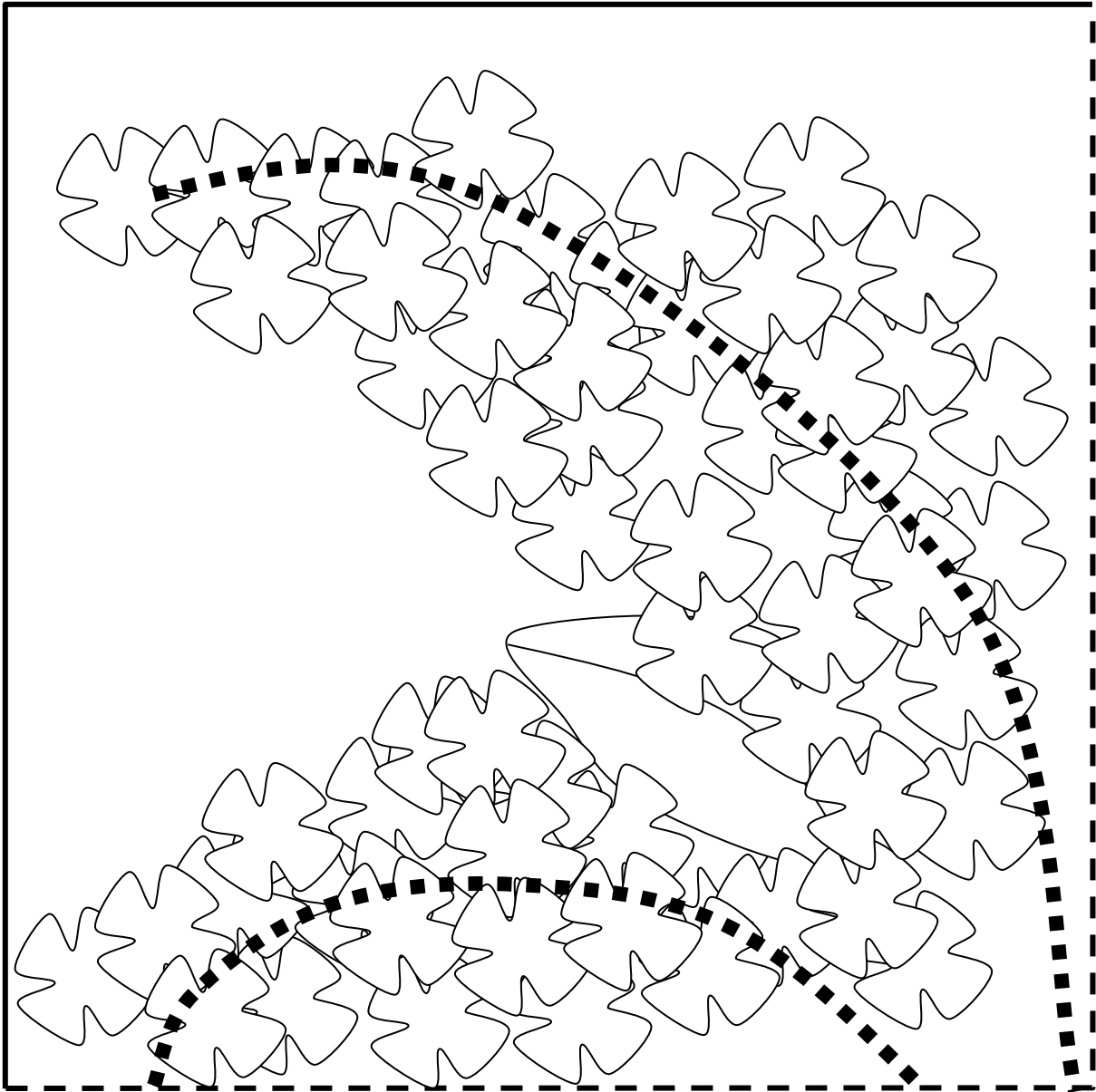
Ruthann

ruthann@ruthannzaroff.com

Ruthann Logsdon Zaroff
17725 Savage Road
Belleville, Michigan 48111

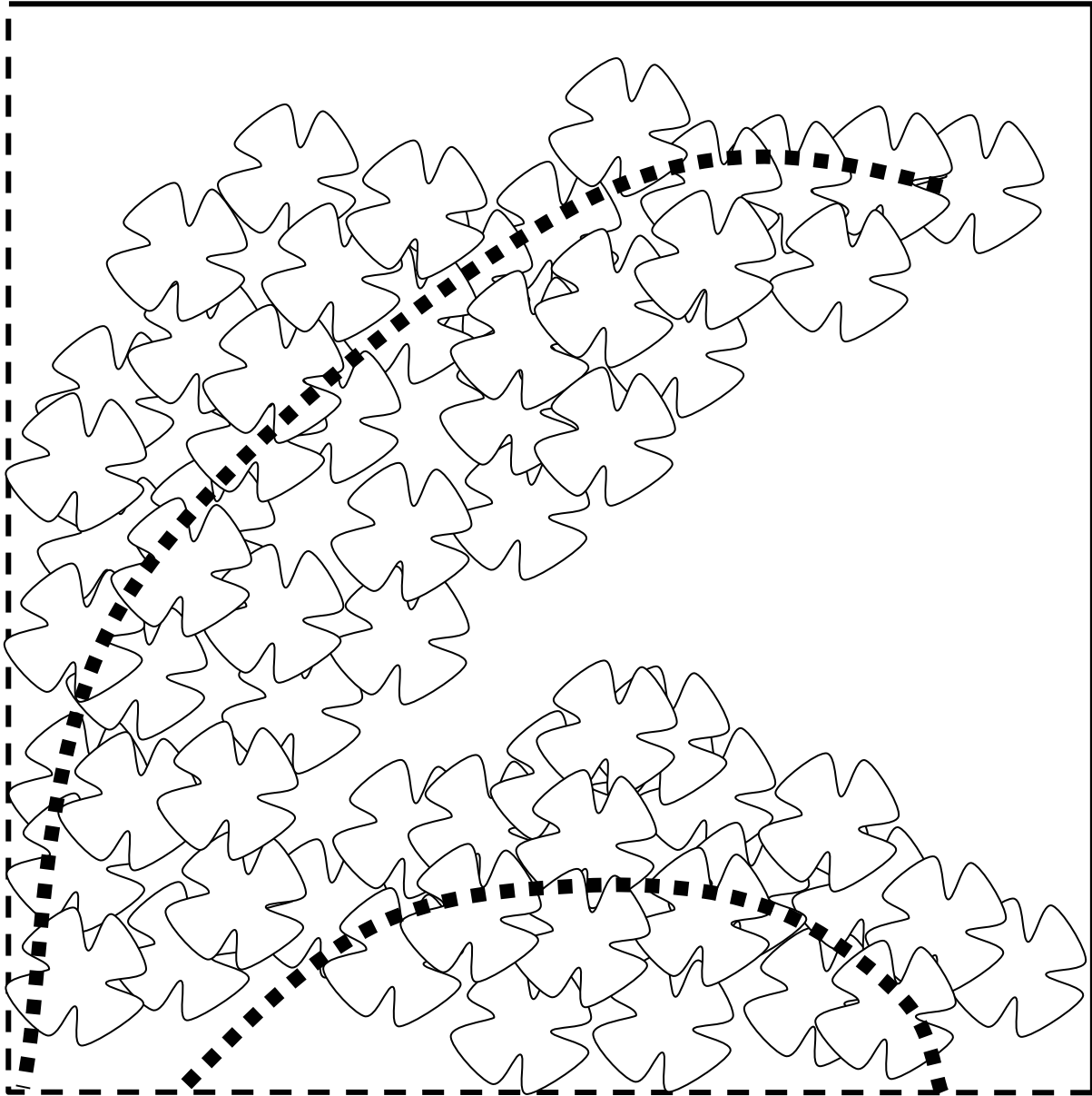
BALTIMORE ALBUM BLOCK

Lilac Time Pattern (upper left)




BALTIMORE ALBUM BLOCK

Lilac Time Pattern (upper right)



BALTIMORE ALBUM BLOCK

Lilac Time Pattern (lower left)



BALTIMORE ALBUM BLOCK

Lilac Time Pattern (lower right)

